

Commitments of Traders Index-01.ex4
Commitments of Traders Net Positions-01.ex4
Commitments of Traders Open Interest-01.ex4

User Guide
Installation Guide
Version 1.4

January 2008

© Copyright www.COT4MetaTrader.com, 2006, 2008

Disclaimer

The products referenced in this document are provided on www.COT4Metatrader.com are analytical tools only, and are not intended to replace individual research or licensed investment advice. Unique experiences and past performance do not guarantee future results.

Trading currencies involves substantial risk, and there is always the potential for loss. Your trading results may vary. No representation is being made that these products, and any associated advice or training, will guarantee profits, or not result in losses from trading. Neither the products, any explanation or demonstration of their operation should be construed as providing a trade recommendation or the giving of investment advice. The purchase, sale or advice regarding a currency can only be performed by a licensed Broker/Dealer. Neither www.COT4Metatrader.com, nor any of my affiliates or associates involved in the production and maintenance of these products or this site, is a registered Broker/Dealer or Investment Advisor in any State or Federally-sanctioned jurisdiction. All purchasers of products referenced at this site are encouraged to consult with a licensed representative of their choice regarding any particular trade or trading strategy.

Quick Installation

1. Copy the following files into your broker's \experts\indicators directory

Commitments of Traders Index-01.ex4
Commitments of Traders Net Positions-01.ex4
Commitments of Traders Open Interest-01.ex4

2. Copy the COT4metatrader.bin file into your broker's \experts\files directory.

3. Restart your trading platform.

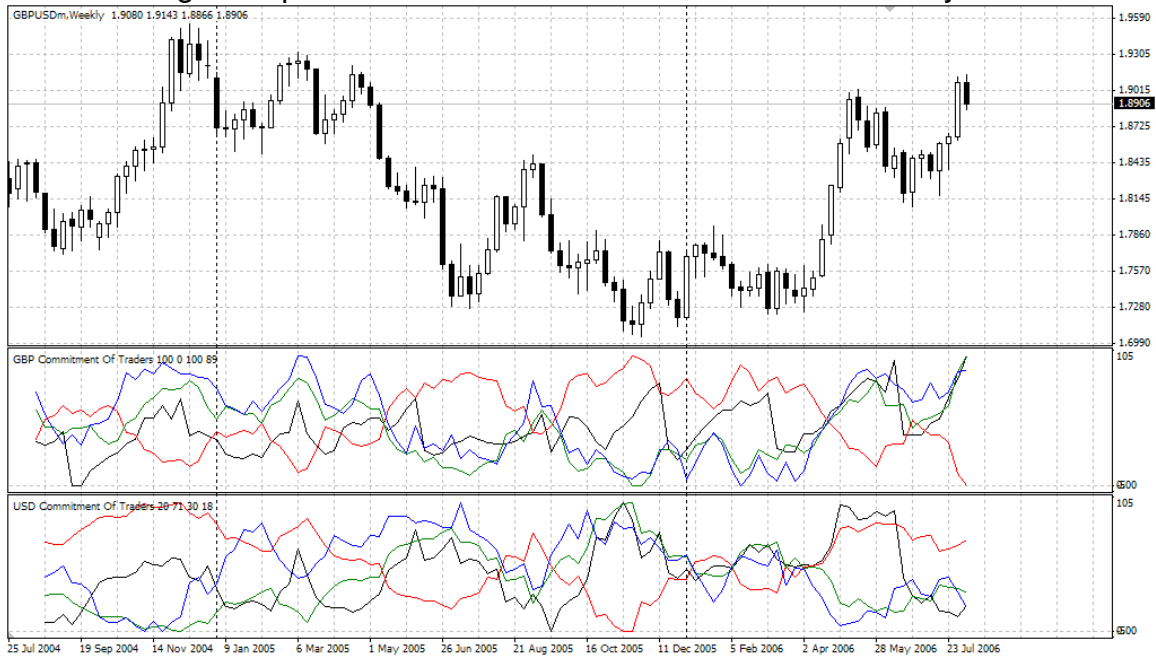
4. Drag and drop the indicator from the Metatrader navigator window on to your chart.

Introduction

Commitments of Traders Index-01.ex4
Commitments of Traders Net Positions-01.ex4
Commitments of Traders Open Interest-01.ex4

displays Commitments of Traders data on the MetaTrader 4 platform.

The following example is the British Pound data shown on a weekly chart



The indicators display data regarding the commercial, non-commercial (sometimes referred to as speculators) and non-reportable (sometimes referred to as small) positions.

On the above chart, the Index indicator is shown twice, showing both the futures positions on the GB Pound and the positions of traders on the US Dollar, both as an Index.

Three indicators are provided:

Commitments of Traders Index-01.ex4

The Index indicator displays the net positions as an Index from 0 to 100.) represents the time when traders were most short and 100 represents the time when traders were most long.

This indicator also shows an index of the total number of open positions.

Commitments of Traders Net Positions-01.ex4

The Net Positions Indicator shows the actual number of net positions and the scale varies depending upon the highest and lowest. The Net position will be negative when the traders have more short positions than long positions.

Commitments of Traders Open Interest-01.ex4

Finally, the third indicator shows the Open Interest for both Long and Short positions for each of the three types of trading groups.

General Features

These Indicators provide the following features:

- Commercial Interest
- Non-Commercial (or speculative) interest
- Non-reportable (or small trader) interest
- Open Interest
- Works on all timeframes up to and including weekly
- Shows the futures positions for the following currencies on the indicated charts
 - GB Pound (GBPUSD)
 - Euro (EURUSD)
 - Australian Dollar (AUDUSD)
 - Swiss Franc (USDCHF)
 - Japanese Yen (USDJPY)
 - Canadian Dollar (USDCAD)
 - Mexican Peso (USDMXN)
- Shows the futures positions for the US Dollar on any USDxxx or xxxUSD chart.
- Can be used within your own Custom Indicators or within Expert Advisors to develop automated trading strategies.
- Historic COT data is provided from August 2004 to present time.

As well as displaying the data on the chart, if you open the Data window (Ctrl-D) in MetaTrader, you will see the values of the data displayed clearly. The following example is for the Commitments of Traders Index-01 indicator.

GBPUSD, Weekly	
Date	2004.09.26
Open	1.8062
High	1.8166
Low	1.7927
Close	1.7984
Volume	39958

Indicator window 1	
Open Interest	11
Commercial	47
Non-Commercial	55
Non-Reportable	47

Installation from ZIP file

1. Download the COT4MetaTrader.zip file from www.cot4metatrader.com. Follow the Downloads link.
2. Unzip the files to the following locations using your favourite zip program (such as Winzip available from www.winzip.com)

File	Location
Commitments of Traders Index-01.ex4 Commitments of Traders Net Positions-01.ex4 Commitments of Traders Open Interest-01.ex4	C:\Program Files\ <broker>\experts\indicators For example: C:\Program Files\Interbank FX Trader 4\experts\indicators
COT4MetaTrader.bin Note that if you are a subscriber to the data feed, then use the latest file emailed to you. Do not use the sample from the website.	C:\Program Files\ <broker>\experts\files For example: C:\Program Files\Interbank FX Trader 4\experts\files

Substitute <broker> for the location where you installed your broker's platform. The example given is the default location for InterBank FX. If you use a different broker or installed the application into another location, you must substitute the location where the brokers platform is installed. Contact your broker for assistance.

3. Stop and restart your MetaTrader4 platform.
4. Installation is complete.

Installation from separate files

1. Download each of the following files from www.cot4metatrader.com. Follow the Downloads link.

If using Internet Explorer, right click on each file on our download page and select the “Save Target As” option.

IF using Mozilla’s Firefox, right click on each file on our download page and select the “Save File As” option.

File	Location
Commitments of Traders Index-01.ex4 Commitments of Traders Net Positions-01.ex4 Commitments of Traders Open Interest-01.ex4	C:\Program Files\ <broker>\experts\indicators For example: C:\Program Files\Interbank FX Trader 4\experts\indicators
COT4Metatrader.bin <i>Note that if you are a subscriber to the data feed, then use the latest file emailed to you. Do not use the sample from the website.</i>	C:\Program Files\ <broker>\experts\files For example: C:\Program Files\Interbank FX Trader 4\experts\files

Substitute <broker> for the location where you installed your broker’s platform. The example given is the default location for InterBank FX. If you use a different broker or installed the application into another location, you must substitute the location where the broker’s platform is installed. Contact your broker for assistance.

2. Stop and restart your MetaTrader4 platform.
3. Installation is complete

Upgrading from an earlier version

If you are installing COT4metaTrader for the first time then you can ignore this section.

If you are upgrading then please remove the following files from your system:

File	Location
Commitments of Traders-01.ex4 Commitments of Traders-01.mq4 Commitments of Traders-02.ex4 Commitments of Traders-02.mq4	C:\Program Files\<<broker>\experts\indicators For example: C:\Program Files\Interbank FX Trader 4\experts\indicators
COT.csv	C:\Program Files\<<broker>\experts\files For example: C:\Program Files\Interbank FX Trader 4\experts\files

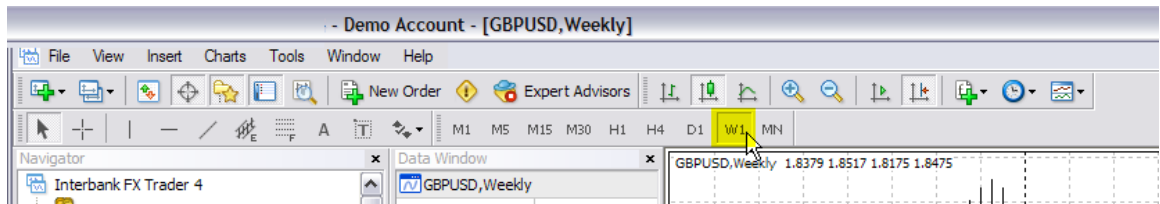
Substitute <broker> for the location where you installed your broker's platform. The example given is the default location for InterBank FX. If you use a different broker or installed the application into another location, you must substitute the location where the broker's platform is installed. Contact your broker for assistance.

Using the Commitments of Traders Indicators

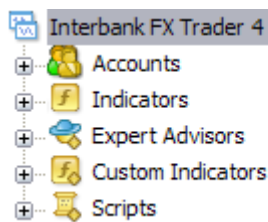
1. Open a chart for one of the following currencies:
 - a. GBPUSD
 - b. EURUSD
 - c. AUDUSD
 - d. USDCHF
 - e. USDJPY
 - f. USDCAD
 - g. USDMXN

Note that if the currency pair is not supported on your broker then you can not use the Commitment of Traders-02.mq4 program on that currency pair.

2. Select Timeframe to be weekly by pushing the W1 button on the toolbar.



3. Open the Navigator by pressing Ctrl-N or selecting the Navigator option off the View menu:



Commitments of Traders suite from
www.COT4metaTrader.com

- Click on the + next to the Custom Indicators to expand the list of available Custom Indicators:



- Look for the Commitments of Traders indicator that you wish to apply to your chart (highlighted above) and drag and drop it onto your open chart.

Note that although this is possible to do, we strongly recommend that you do not put more than one Commitments of Traders indicator in the same indicator window. It looks rather busy and can be misleading. Place them in separate indicator windows. You do this by dragging the indicator onto the price window – not onto an existing indicator window.

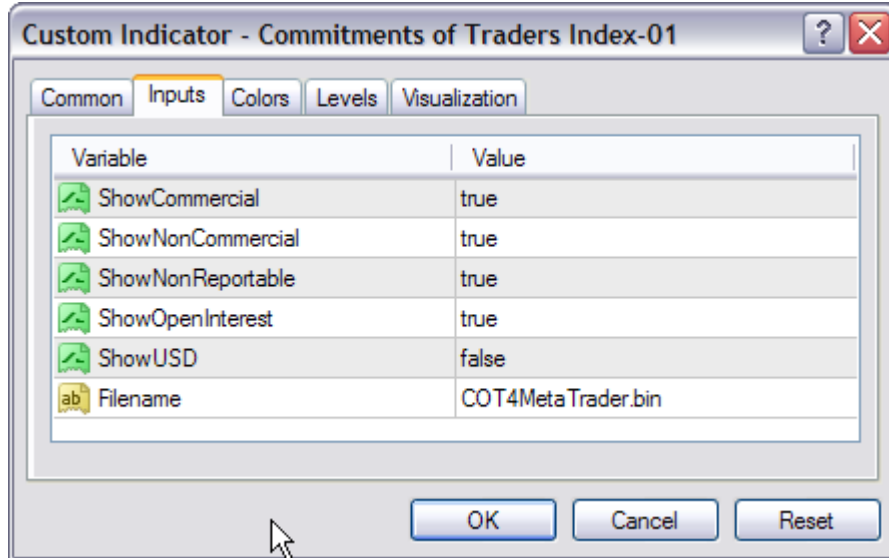


- If you want to show both USD index and the specific currency index then you will need to add the indicator to the chart twice.

Use the **ShowUSD** option set to *true* to display the USD index. Set it to *false* to show the other currency of the USDxxx/xxxUSD currency pair.

Configuring Commitments of Traders Index-01

When you place the indicator on your chart, you are presented with options:



ShowCommercial – *true* or *false*

True shows the index of commercial positions. Commercial positions are sometimes referred to as “The Big Dogs”.

False do not show the index of commercial positions.

By default the commercial index is shown as a **red line**.

ShowNonCommercial – *true* or *false*

True shows the index of non-commercial positions. Non-Commercial positions are sometimes referred to as “speculators”.

False do not show the index of non-commercial positions.

By default the non-commercial index is shown as a **Green line**.

ShowNonReportable – *true* or *false*

True shows the index of non-reportable positions. Non-reportable positions are sometimes referred to as “small”.

False do not show the index of non-reportable positions.

By default the non-reportable index is shown as a **Blue line**.

ShowOpenInterest – *true* or *false*

True shows the Total Open Interest. Open Interest is the total volume of open futures contracts.

False do not show the index of Open Interest.

By default the commercial positions are show as a **Black line**.

ShowUSD – *true* or *false*

True shows the futures positions for the US Dollar positions. When you specify true, this indicator will only work on a currency pair containing the USD, i.e. USDxxx or xxxUSD.

False do not show the index of US Dollar positions. When you specify False, this indicator will only work on the following currency pairs:

- a. GBPUSD
- b. EURUSD
- c. AUDUSD
- d. USDCHF
- e. USDJPY
- f. USDCAD
- g. USDMXN

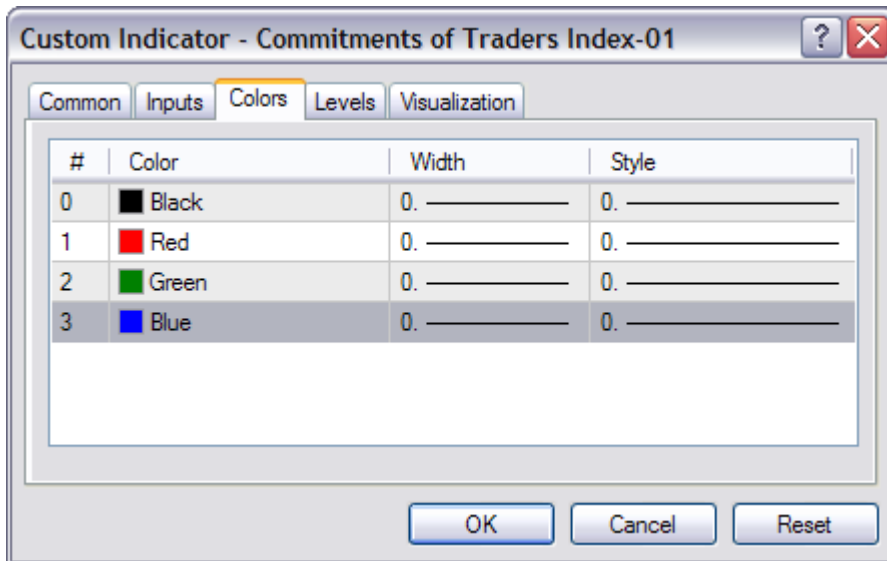
Filename

Enter the file name of the COT file. This is distributed as COT4Metatrader.bin. If you rename the file (not recommended) then you must change this value.

Colors and line styles

To change the colors, line styles or widths, when you add the Commitments of Traders Index-01 indicator to your charts, click on the Colors tab:

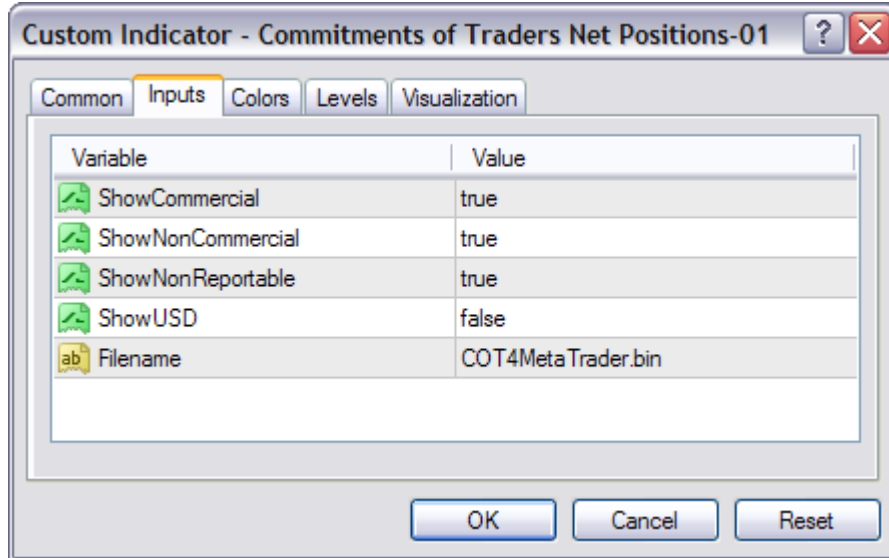
Commitments of Traders suite from
www.COT4metaTrader.com



- 0 – Black – Open Interest
- 1 – Red – Commercial
- 2 – Green – Non-Commercial
- 3 – Blue – Non-reportable

Configuring Commitments of Traders Net Positions-01

When you place the indicator on your chart, you are presented with options:



ShowCommercial – *true* or *false*

True shows the net positions of commercial traders. Commercial positions are sometimes referred to as “The Big Dogs”.

False do not show the net positions of commercial traders.

By default the commercial positions are show as a **red line**.

ShowNonCommercial – *true* or *false*

True shows the net positions of non-commercial traders. Non-Commercial positions are sometimes referred to as “speculators”.

False do not show the net positions of non-commercial traders.

By default the non-commercial positions are show as a **Green line**.

ShowNonReportable – *true* or *false*

True shows the net positions of non-reportable traders. Non-reportable positions are sometimes referred to as “small”.

False do not show the net positions of non-reportable traders.

By default the non-reportable positions are show as a **Blue line**.

ShowUSD – true or false

True shows the futures positions for the US Dollar positions. When you specify true, this indicator will only work on a currency pair containing the USD, i.e. USDxxx or xxxUSD.

False do not show the index of US Dollar positions. When you specify False, this indicator will only work on the following currency pairs:

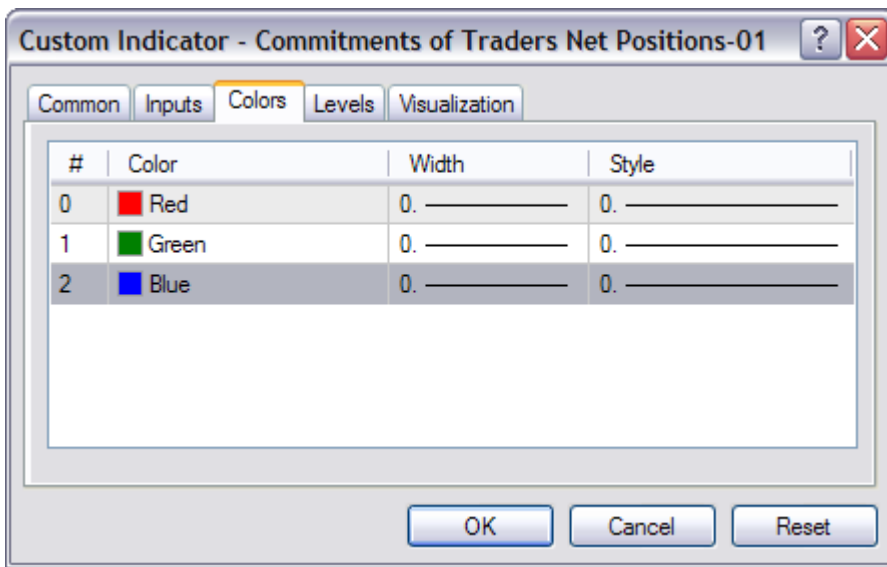
- h. GBPUSD
- i. EURUSD
- j. AUDUSD
- k. USDCHF
- l. USDJPY
- m. USDCAD
- n. USDMXN

Filename

Enter the file name of the COT file. This is distributed as COT4Metatrader.bin. If you rename the file (not recommended) then you must change this value.

Colors and line styles

To change the colors, line styles or widths, when you add the Commitments of Traders Index-01 indicator to your charts, click on the Colors tab:

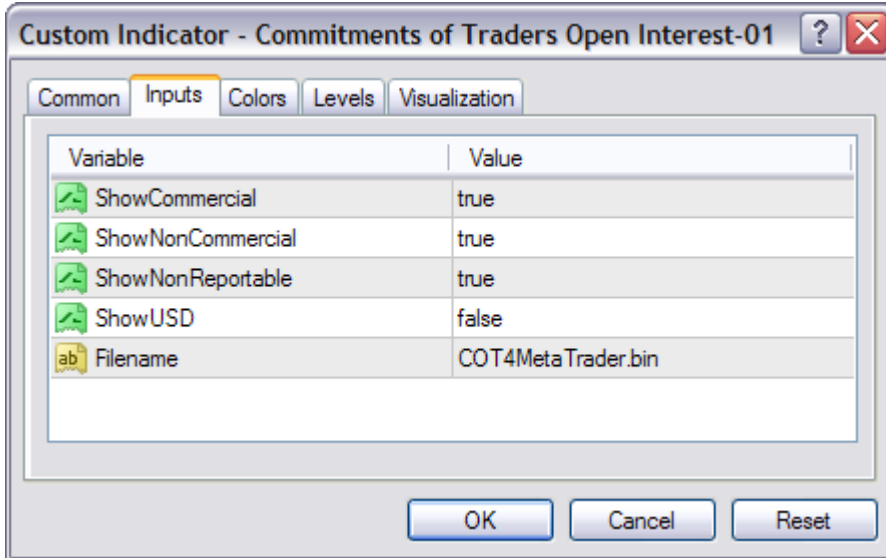


Commitments of Traders suite from
www.COT4metaTrader.com

- 0 – Red – Commercial
- 1 – Green – Non-Commercial
- 2 – Blue – Non-reportable

Configuring Commitments of Open Interest-01

When you place the indicator on your chart, you are presented with options:



ShowCommercial – *true* or *false*

True shows the long and short Open Interest of commercial traders. Commercial traders are sometimes referred to as “The Big Dogs”.

False do not show the Open Interest of commercial traders.

By default the commercial Open Interest is shown as a **red line**. Solid for the Long positions and Dotted for the Short.

ShowNonCommercial – *true* or *false*

True shows the the long and short Open Interest of non-commercial traders. Non-Commercial traders are sometimes referred to as “speculators”.

False do not show the Open Interest of non-commercial traders.

By default the non-commercial Open Interest is shown as a **Green line**. Solid for the Long positions and Dotted for the Short.

ShowNonReportable – *true* or *false*

True shows the long and short Open Interest of non-reportable positions. Non-reportable traders are sometimes referred to as “small”.

False do not show the Open Interest of non-reportable traders.

By default the non-reportable Open Interest is shown as a **Blue line**. Solid for the Long positions and Dotted for the Short.

ShowUSD – true or false

True shows the futures positions for the US Dollar positions. When you specify true, this indicator will only work on a currency pair containing the USD, i.e. USDxxx or xxxUSD.

False do not show the index of US Dollar positions. When you specify False, this indicator will only work on the following currency pairs:

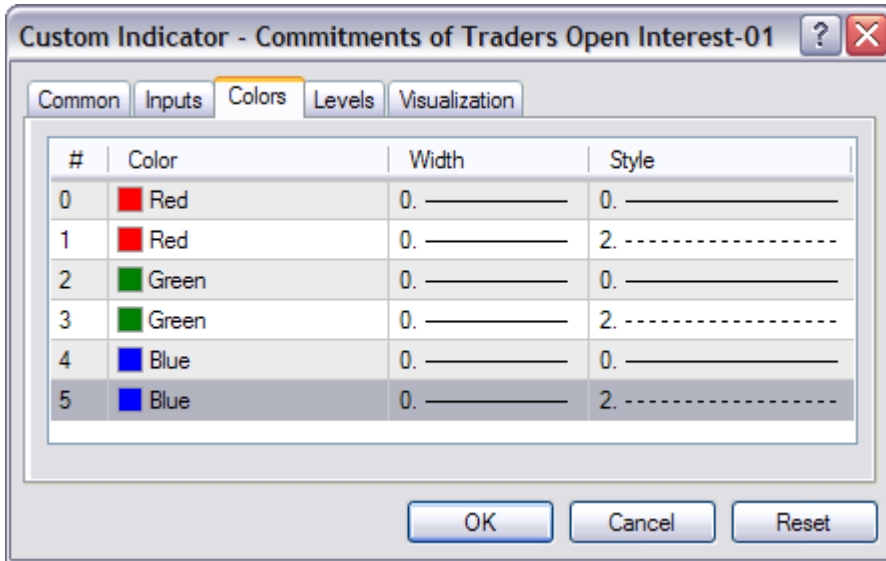
- o. GBPUSD
- p. EURUSD
- q. AUDUSD
- r. USDCHF
- s. USDJPY
- t. USDCAD
- u. USDMXN

Filename

Enter the file name of the COT file. This is distributed as COT4Metatrader.bin. If you rename the file (not recommended) then you must change this value.

Colors and line styles

To change the colors, line styles or widths, when you add the Commitments of Traders Open Interest-01 indicator to your charts, click on the Colors tab:



- 0 – Red Solid – Commercial Long
- 1 – Red Dot – Commercial Short
- 2 – Green Solid – Non-Commercial Long
- 3 – Green Dot – Non-Commercial Short
- 4 – Blue Solid – Non-reportable Long
- 5 – Blue Dot – Non-reportable Short

Refreshing the COT data

If you subscribe to the COT4MetaTrader.com data feed then you will receive a replacement COT4metaTrader.bin file each week.

1. Using your email client, detach the attached file called COT4metaTrader.bin and save it in the following location

C:\Program Files\<<broker>\experts\files

Substitute <broker> for the location where you installed your broker's platform. The example given is the default location for InterBank FX. If you use a different broker or installed the application into another location, you must substitute the location where the broker's platform is installed. Contact your broker for assistance.

If prompted you must replace the existing file with the new file you are receiving.

2. Stop and restart your MetaTrader 4 platform.